

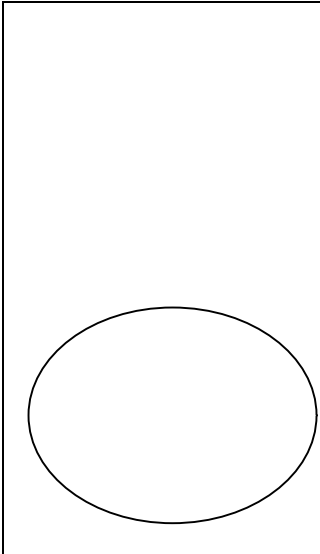



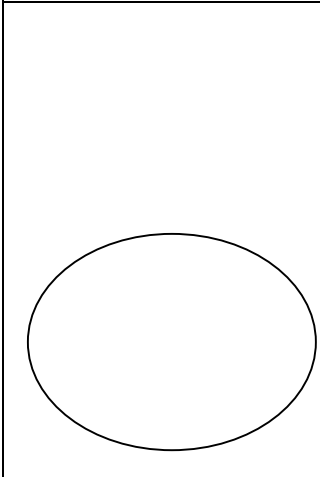



## Book-Maker: How to Write and Illustrate a Children's Book

Common Core Anchor Writing Standard 2 Write informative/explanatory texts to examine and convey complex ideas and information clearly and accurately through the effective selection, organization, and analysis of content.

Choose your topic. \_\_\_\_\_

Figure out what you will include. Note what's important, one important part to each box. Each box stands for one page in your book. Note just one important point you will make on each box.

### What's Important to Know about this Topic

Add pictures, diagrams, examples. Figure out what would make your point clear. Make a note in the circle in each box.

## **Plan your book.**

What will go on the cover?

What's the title?

What order will your pages be? Number them from 1 to 8.  
If you need more pages, add another row to the chart.

Next step?

Make the book.

You could even make it a pop-up book!